

2021 DEMOGRAPHIC REPORT

Total Attendance:

(Amerimold, Molding, and Extrusion)

2,325

Attendees:

1,614

Exhibitors:

711

Primary Functions

Owner/President/CEO

15%

Executive/Company Mgmt

14%

Department/Production Mgr

8%

Engineer

23%

Quality/Design/R&D

6%

Process Technician

3%

Sales & Marketing


22%

Purchasing

3%

Other

6%



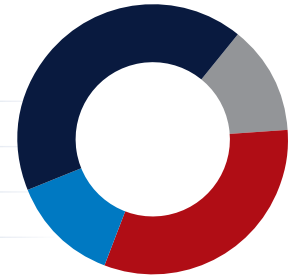
Size of Facility

42% 0-49

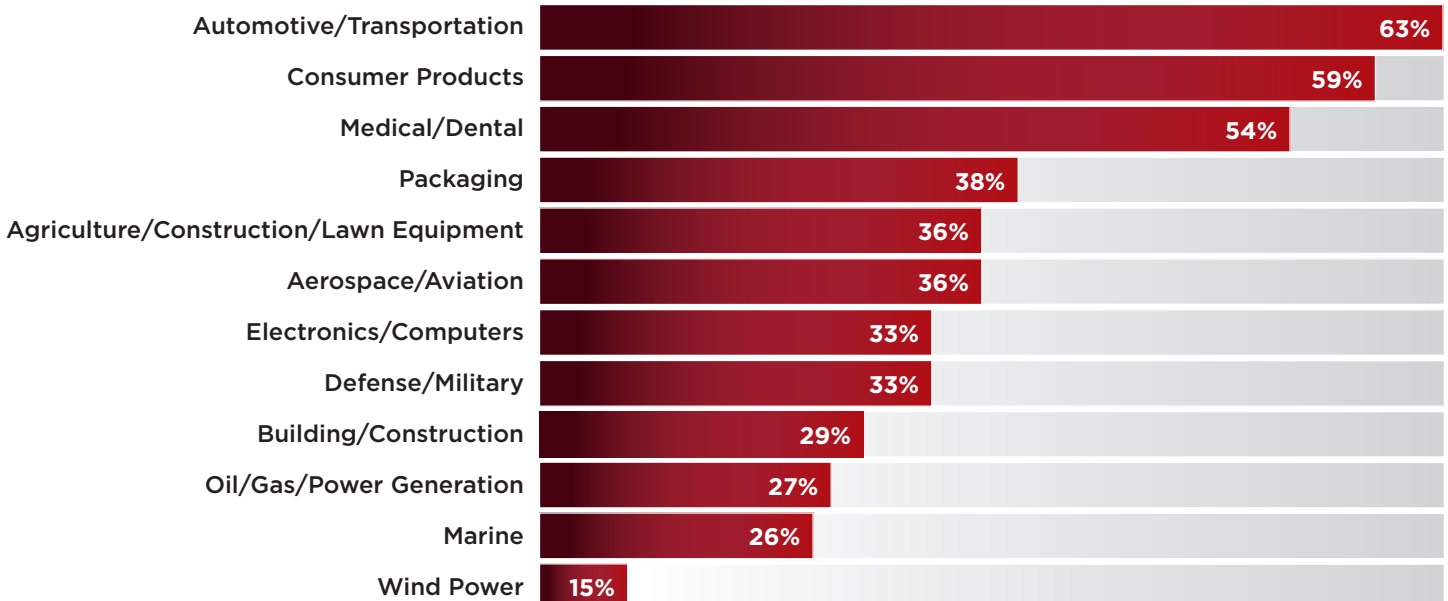
13% 50-99


32% 100-499

13% 500+



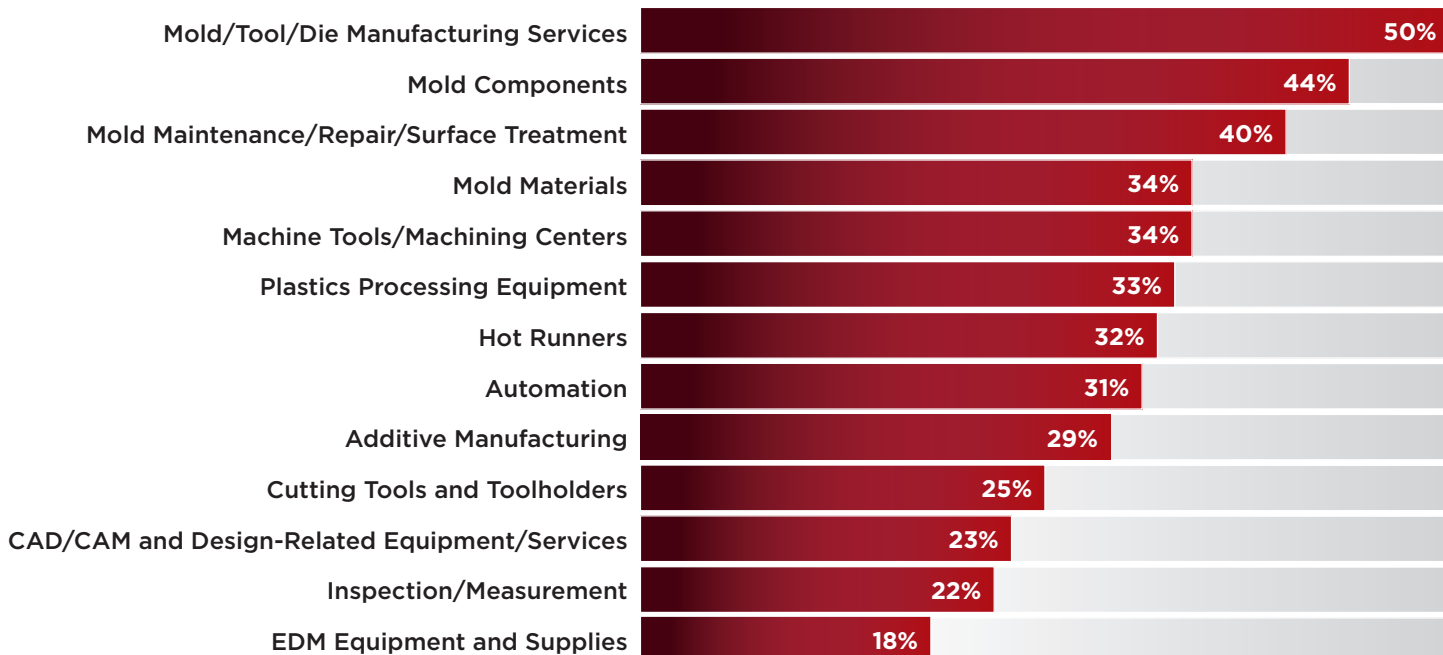
Industries Served





2021 DEMOGRAPHIC REPORT

Products Evaluated by Attendees



Business Category

Injection Molder	24%
Mold/Die/Tool Manufacturer	17%
Equipment Supplier	13%
OEM: In-house injection molding	11%
Design Firm	4%
Additive Manufacturing Service Bureau	2%
Tool Repair Facility	2%
OEM: In-house moldmaking	1%
Other	26%

(Note: some shops operate under multiple business categories)

Services Evaluated by Attendees

Tool & Tool Builders	53%
Custom Injection Molders	27%
Design & Engineering Services	29%
Mold Repair/Maintenancer	36%
Other	29%

Purchasing Power


Recommend:	35%
Evaluate:	19%
Approve:	32%
No Influence:	14%



amerimold

Where Mold
Manufacturing
Connects

2021



2021 Attending Companies

